

Schwab U.S. Large-Cap Growth Index Fund

Investment objective

The fund's goal is to track the performance of a benchmark index that measures the total return of large capitalization U.S. growth stocks.

Fund highlights

- A straightforward, low-cost fund with no investment minimum
- The Fund can serve as part of the core of a diversified portfolio
- Simple access to "growth" equities as determined by the Russell U.S. Style Index
- Offers distinct style characteristics based on a thorough performance screening process

Fund details

Total net assets	\$921,052,906
Inception date	12/20/17
Expense ratio ¹	0.035%
Ticker symbol	SWLGX
Number of securities	502
Distribution frequency	Annual
CUSIP	80850L718
Index name	Russell 1000® Growth Index
Portfolio Turnover rate (1-year trailing)	15.18%
Minimum initial investment	None
Minimum balance	None
Loads/12b-1 fees	None

Morningstar Rating™ and Style Box²

Fund Category:

Large Growth

Rating

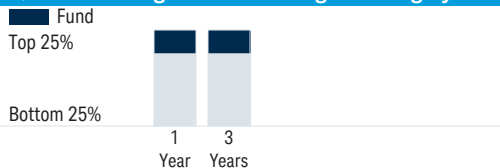
Overall ★★★★★

Three-Year ★★★★★



Source: Morningstar, Inc. As of 03/31/22, the Morningstar Rating for the total number of Large Growth funds for the three-, five- and ten-year periods were 98/1124, N/A/1025, and N/A/765 respectively. The ratings reflect historical risk-adjusted performance and the Overall Rating is derived from a weighted average of the Fund's three-, five- and ten-year Morningstar Rating metrics.

Quartile rankings within Morningstar category³

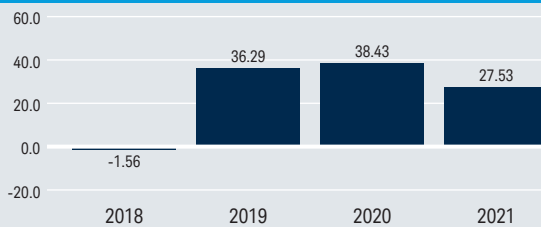


Rank within category is independently calculated and compares this Fund's total annual return to that of other funds in the same category and its figures are not adjusted for any fees and expenses, loads, sales charges, or taxes. As of 03/31/22, the quartile ranking of Large Growth funds for the One-, three-, five- and ten-year periods were 68/1236, 98/1124, N/A/1025, and N/A/765, respectively.

Performance (%) as of 3/31/22	Cumulative		Annualized		
	3 Months	Year to Date	1 Year	3 Years	Since Inception
Fund ⁴	-9.05	-9.05	14.92	23.54	19.47
Russell 1000® Growth Index ³	-9.04	-9.04	14.98	23.60	19.54
Category Average ³	-10.76	-10.76	5.75	18.74	-

All performance data is cumulative, including Since Inception.

Annual Total Returns (%) as of 12/31



Performance data quoted represents past performance and is no guarantee of future results. Returns are based on total return, which assumes reinvestment of dividends and distributions. Investment returns and principal value will fluctuate so that an investor's shares, when sold or redeemed, may be worth more or less than their original cost. Current performance may be lower or higher than performance data quoted. To obtain performance information current to the most recent month end, please visit www.schwabassetmanagement.com.

Index performance returns do not reflect any management fees, transaction costs or expenses, which would lower performance. They assume dividends and distributions were reinvested. Indices are unmanaged and cannot be invested in directly.

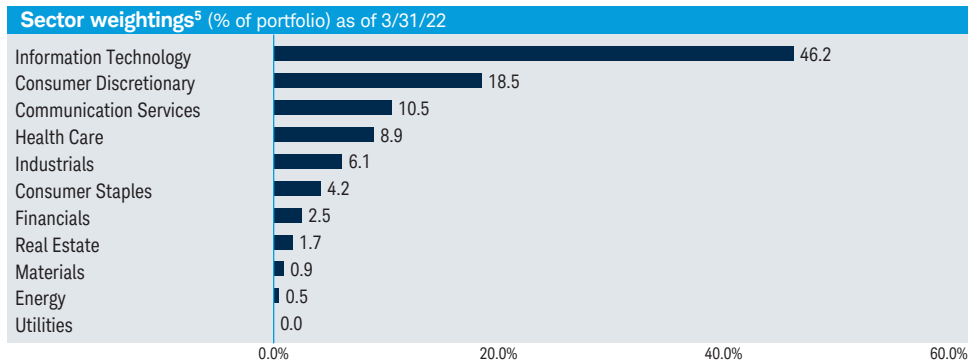
Statistical information (3 Yr.) as of 3/31/22

Sharpe ratio	1.17
Standard deviation	19.47%

Data provided by Zephyr StyleADVISOR as of 03/31/22.

Investors should consider carefully information contained in the Fund's prospectus, or if available, the summary prospectus, including investment objectives, risks, charges and expenses. You can view and download a prospectus by visiting www.schwabassetmanagement.com/prospectus. Please read the prospectus carefully before investing.

Portfolio characteristics ⁵ as of 3/31/22		
	Fund	Russell 1000® Growth Index
Wtd. avg. market capitalization (in millions)	\$988,925	\$988,992
Price-to-earnings ratio	30.82	30.82
Price-to-book ratio	11.71	11.71
Price-to-cash-flow ratio	23.28	23.28
Return on equity	34.08%	34.08%
5-year earnings growth	28.16%	28.17%



Sector and/or industry weightings for the portfolio are determined using the Global Industry Classification Standard (GICS). GICS was developed by and is the exclusive property of MSCI and Standard & Poor's (S&P). GICS is a service mark of MSCI and S&P and has been licensed for use by Charles Schwab & Co., Inc.

Data provided by FactSet as of 03/31/22, unless otherwise noted.

Top 10 holdings ^{5, 6} (% of portfolio) as of 3/31/22	
Apple Inc.	12.52
Microsoft Corporation	10.80
Amazon.com, Inc.	6.57
Tesla Inc	4.17
Alphabet Inc. Class A	3.35
Alphabet Inc. Class C	3.09
NVIDIA Corporation	3.03
Meta Platforms Inc. Class A	2.38
Visa Inc. Class A	1.71
Home Depot, Inc.	1.45
TOTAL	49.07

Find out more today
 For more information, please visit www.schwabassetmanagement.com.
 For additional information about the indices and terms shown, please visit www.schwabassetmanagement.com/resources/glossary.

Large-cap companies are generally more mature and the securities issued by these companies may not be able to reach the same levels of growth as the securities issued by small- or mid-cap companies. Diversification strategies do not ensure a profit and do not protect against losses in declining markets.

¹ As stated in the prospectus. These figures may differ from those presented in a fund's shareholder report.
² Morningstar proprietary ratings reflect historical risk-adjusted performance. For each fund with at least a 3-year history, Morningstar calculates a Morningstar Rating™ based on a Morningstar risk-adjusted return measure that accounts for variation in a fund's monthly performance (including the effects of sales charges, loads and redemption fees), placing more emphasis on downward variations and rewarding consistent performance. (Each share class is counted as a fraction of 1 fund within this scale and rated separately, which may cause slight variations in the distribution percentages). The top 10% of the funds in an investment category receive 5 stars, 22.5% receive 4 stars, 35% receive 3 stars, the next 22.5% receive 2 stars, and the bottom 10% receive 1 star.
³ Source: Morningstar, Inc. as of 03/31/22.
⁴ Fund performance does not reflect the deduction of taxes that a shareholder would pay on fund distributions or the redemption of fund shares.
⁵ Data provided by FactSet as of 03/31/22.
⁶ Portfolio holdings are as of the date shown and may not represent current or future holdings and are not a recommendation of individual securities by the investment adviser. Securities information includes trades posted to the Fund as of trade date.

© 2022 Morningstar, Inc. All rights reserved. The information contained herein: (1) is proprietary to Morningstar and/or its content providers; (2) may not be copied or distributed; and (3) is not warranted to be accurate, complete, or timely. Neither Morningstar nor its content providers are responsible for any damages or losses arising from any use of this information. Past performance is no guarantee of future results.

The Russell 1000® Growth Index is a registered mark of the Frank Russell Company (Russell) and has been licensed for use by the Schwab U.S. Large-Cap Growth Index Fund. The Schwab U.S. Large-Cap Growth Index Fund are not promoted, sponsored or endorsed by, nor in any way affiliated with Russell. Russell is not responsible for, and has not reviewed the funds and nor any associated literature or publications and Russell makes no representation or warranty, express or implied, as to their accuracy, or completeness, or otherwise.

Russell reserves the right, at any time and without notice, to alter, amend, terminate or in any way change the Russell indexes. Russell has no obligation to take the needs of any particular fund or its participants or any other product or person into consideration in determining, composing or calculating any of the Russell indexes.

Russell's publication of the Russell indexes in no way suggests or implies an opinion by Russell as to the attractiveness or appropriateness of investment in any or all securities upon which the Russell indexes are based. Russell makes no representation, warranty, or guarantee as to the accuracy, completeness, reliability, or otherwise of the Russell indexes or any data included in the Russell indexes. Russell makes no representation, warranty or guarantee regarding the use, or the results of use, of the Russell indexes or any data included therein, or any security (or combination thereof) comprising the Russell indexes. Russell makes no other express or implied warranty, and expressly disclaims any warranty, of any kind, including without limitation, any warranty of merchantability or fitness for a particular purpose with respect to the Russell index(es) or any data or any security (or combination thereof) included therein.

Schwab Asset Management™ is the dba name for Charles Schwab Investment Management, Inc., the investment adviser for Schwab Funds. Schwab Funds are distributed by Charles Schwab & Co., Inc. (Schwab), Member SIPC. Schwab Asset Management and Schwab are separate but affiliated companies and subsidiaries of The Charles Schwab Corporation.

Not FDIC Insured - No Bank Guarantee - May Lose Value

©2022 Charles Schwab Investment Management, Inc. All rights reserved. SLS112180-18 (0422-2JA3) (04/22)